








What You Need to Know About... Preparing Clients for a Senior Supplement Exam



Preparing your client for a life insurance exam can be an extremely important part of the underwriting process. In addition, many insurers require a “senior supplement” exam for applicants age 70 and older. There are different types of exams, but most of the questions and activities are similar. If you have a mature applicant and underwriting requires a senior supplement exam or similar, please call GPAgency to get an explanation of the type of required exam. We can also provide details about the types of questions asked of your client.

The exam may be given in person by the paramed or medical doctor who is doing the regular physical exam. In other instances, the exam is completed with a phone interview by the insurance company or a contracted vendor of the insurance company. Phone interviews tend to be recorded.

Most of the questions are very similar despite the type of exam that is being done. The most common types of questions include:

-  **Orientation**
Day of the week, date, client age, birthday, address, current U.S. president, and past president.
-  **Daily Activities**
Cleaning, laundry, meal preparation, shopping, handling of finances, mowing the lawn, driving, any falls sustained, and medication compliance. A sample question may be, “Could you recognize if there is a change in the appearance of the pills for an ongoing prescription when a new bottle of medication is opened and question it?”
-  **Exercise**
What type of exercise and how often does the client exercise.
-  **Delayed Word Recall**
The examiner will say several words, usually 3 to 10, and ask clients to repeat as many as they can remember a few minutes later. Some carriers may want your client to use the words in a sentence.
-  **Math**
Simple math questions may be asked. For example, “Start at the number 20 and continue to subtract 3 from 20 until you reach 0.”
-  **Mobility aka “Get Up and Go” Test**
The examiner will time how long it takes for your client to stand up, walk 10 feet, turn around, and sit down again. Some carriers also require the person to stand up and sit down up to five times in a row.
-  **Clock Draw**
The examiner says a time, for example, 10 after 10, and your client is asked to draw a clock with the hands pointing to the proper numbers.

If your client has a hearing problem, instruct him or her to notify the examiner – your client should be able to hear the questions clearly. The examiner will also make sure the phone connection is good, especially if your client is using a cell phone.

Do not hesitate to contact GPAgency to learn more about senior supplement exams. Informing your client about the types of questions an examiner may ask can help maximize your client’s results.



For Insurance Professional Use Only. Not intended for use in solicitation of sales to the public. Not intended to recommend the use of any product or strategy for any particular client or class of clients. For use with non-registered products only. Tellus operates under the license of Tellus Brokerage Connections, AR license #100107713. Products and programs offered through Tellus are not approved for use in all states. 06.20 UNDW20-6369-A, 1221

Copyright © 2020 Tellus Brokerage Connections